



**Ares Pro**  
1000-3000 VA

**Ares Pro RT**  
1000-3000 VA



## ARES PRO - ARES PRO RT

ARES PRO is the ideal UPS for applications that require extended battery operation and for medium-voltage substations in accordance with CEI 0-16.

Their advanced technology maximises battery life and ensures high efficiency.

### ARES PRO Tower 1000-3000 VA

For applications that require tower models.



### ARES PRO RT 1000-3000 VA

Suitable for all rack types including compact. RT models with lockable sockets are extremely versatile: the rotating display panel means they can be easily transformed into tower versions.



#### Applications

- High-end PCs
- Workstations and servers
- Server rooms and micro data centres
- Electromedical equipment
- Network and telecommunications equipment
- Medium-voltage substations
- PLC control cabinets
- BMS and SCADA systems
- Video surveillance, security and IoT devices

#### Special applications

##### Medium-voltage substations and control cabinets (PLC)

Ablerex has a solution whenever you need residual battery capacity. With Ablerex firmware, you can be sure that the UPS always has enough battery capacity to be turned on again and power the load.

##### Benefits

- Built-in feature that is free and easy to implement.
- Backup of at least 60 minutes, residual charge control in accordance with CEI 0-16.
- Easily customisable residual battery capacity.
- Cold UPS start-up.
- Battery alarm and residual backup time indicator.
- Maximises battery protection and life.

##### To ensure in any conditions 24/7 opening of electric shutters or doors of shops, bars, restaurants, warehouses and service businesses

If an electric shutter is protected by a UPS, and for some reason the mains circuit breaker trips or there is no power, the open/close mechanisms cannot be operated. The "remote on/off" option means that the Ablerex UPS can be switched on even without mains power so the electric shutter can be opened or closed.

##### Benefits

- Option that is easy to implement on request.
- Reduces TCO by avoiding the need to overdimension the UPS and batteries to overcome long periods without power (e.g. when closing a business for holidays).
- Maximises battery protection and life.

# ARES PRO - ARES PRO RT

- Online Double-Conversion technology (VFI) from 1000VA to 3000VA with a power factor 1.
- Lithium battery ready.
- Flexible design offering both rack or tower installation with rotating display panel to suit.
- Easy installation.
- Low running costs with selectable high-efficiency (VFI) and ECO modes.
- Extended autonomies for maximum availability via external battery banks.
- User-friendly downloadable monitoring software supporting the main OS providing monitoring functions, diagnostics and automatic controlled shutdown of connected loads.
- Constant voltage constant frequency (CVCF) output mode offering maximum protection to sensitive loads.
- High overload capacity.
- Wide input voltage and frequency ranges reducing battery switching resulting in maximum service life.
- Configurable battery reserve percentage from 3% to 100% of available capacity.
- Real-time battery autonomy remaining available through the display.
- Two sets of IEC sockets that can be programmed separately.
- Cold start.
- Firmware can be upgraded easily to implement new features.
- EPO or On/Off with remote option.
- RS232, USB and mini slot to accept optional communication cards.
- Supplied with input and output power cables
- Lockable IEC fitted as standard to provide additional protection against accidental disconnection of critical loads

## Key options


- Communication cards to include RS-485 Modbus, SNMP/web and relay interface with programmable dry contacts to integrate with various systems, such as BMS, PLC, SCADA and AS400.
- External manual bypass panels with additional sockets.
- External battery cabinets.
- Lithium battery upgrade.
- 8A super charger.
- Smart Ambient Temperature Detector
- Temperature compensation.

## Longer battery life

- Set the battery discharge level (3-100%) with the free software.

## Battery reserve management

- The UPS turns off when it reaches the set residual battery charge level.
- The UPS can be switched on again manually even without mains power.



Indicative input power of various devices (you are advised to check actual input power)

- Router 30 W • POS + Cash register 50 W • NAS 60 W • 43" TV 100 W • Inkjet printer / Scanner 180 W • Desktop PC + 21" LCD monitor 250 W • Desktop Gaming PC + 24" LCD monitor 500 W • High-end dual-processor PC + 32" LCD monitor 800 W • Rack/tower server from 300 to 1000 W • Video game console 140 W

## Uptime table

Consulting the summary table below will let you quickly identify a model based on the total VA/W consumption of the devices to be protected.

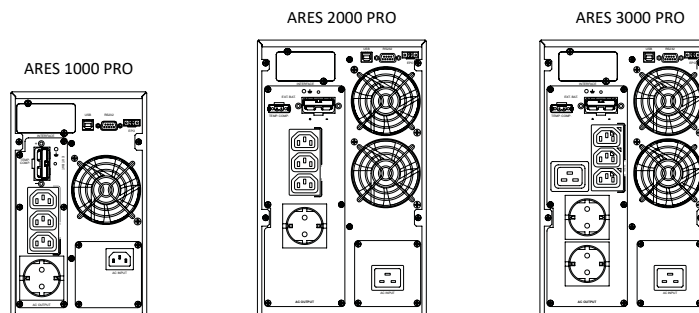
ARES Online			
Model	1000 VA	2000 VA	3000 VA
UPS power in W	1000	2000	3000
Device input power in Watts	Uptime in minutes	Uptime in minutes	Uptime in minutes
52,5	> 90	> 90	> 90
105	60	90	> 90
210	33	72	> 90
315	20	50	65
455	14	33	42
595	9	21	31
700	7	18	26
900	5	15	18
1050		12	15
1225		9	13
1400		7	12
1800		5	8
2100			6
2700			4

# ARES PRO - ARES PRO RT

## ARES PRO TECHNICAL DATA SHEET

MODEL		ARES 1000 PRO	ARES 2000 PRO	ARES 3000 PRO	
POWER	VA	1000	2000	3000	
	W	1000	2000	3000	
INPUT	Rated voltage*	110 – 300 Vac			
	Frequency	44 – 70 Hz			
	Power factor	>0.99			
OUTPUT	Rated voltage	200/208/220/230/240 Vac			
	Voltage distortion	<2% with linear load I, <3.5% with distorting load			
	Voltage stability	±1%			
	Frequency	50/60 Hz (selectable)			
	Frequency stability	±1 Hz or ±3 Hz (selectable)			
	Power factor	1			
	Crest factor	3:1			
	Waveform	Pure sine wave			
	Output sockets	3 x IEC C13 1 Schuko	3 x IEC C13 1 Schuko	3 x IEC C13 locked 1 x IEC C19 2 Schuko	
EFFICIENCY	VFI mode	Up to 93%			
	ECO mode	Up to 98%			
GENERAL	Dimensions (WxDxH) mm	154x445x258.2	192x620x319.9	192x620x319.9	
	Weight (kg)	14.7	24.1	26.3	
	Alarms	Audible and visual alarm alerts for: power failure, low battery, bypass transfer, and UPS fault			
	Protection	Overload, overheating, short circuit, deep discharge, battery overcharging.			
	Operating mode	Multi-mode: VFI, ECO, Constant voltage constant frequency (CVCF) output.			
	Cold start from the battery without mains power	Included			
BATTERY	Battery type	12V VRLA, AGM (maintenance-free lead)			
	Number per string	3	6		
	Uptime with internal battery in minutes	50% load	10	11	9
		100% load	3	3	2
	Charging time (90%)	4 – 6 hours			
Battery expansion module dimensions (WxDxH) mm **	154x403.6x258.2	192x552.8x319.9			
ENVIRONMENTAL PARAMETERS	Operating temperature***	0 – 40°C			
	Relative humidity	0% – 90% (without condensing)			
	Altitude (a.s.l.)	<1000 m with no power derating, >1000 m with 1% derating for every 100 m.			
	Audible noise at 1 m.	≤50 dBA			
CONNECTIVITY	Built-in communication ports	USB, RS232, EPO and additional slots for optional cards			
	User interface	LCD and function keys (parameters: voltage, frequency, percentage load, battery voltage, output voltage, estimated uptime, UPS temperature).			
	Optional accessories	Cards: SNMP, RS485 ModBus and dry relay contacts			
	Compatible software platforms	Microsoft Windows, Linux, Mac OS, VMware			
REGULATIONS	Standards	IEC EN 62040-1, IEC EN 62040-2, IEC EN 62040-3			
	Marking	CE, UKCA			

\* Depending on the load \*\* Battery weight and configuration depends on the required uptime \*\*\* To be verified according to the battery parameters



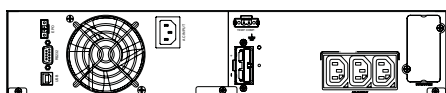
# ARES PRO - ARES PRO RT

## ARES PRO RT TECHNICAL DATA SHEET

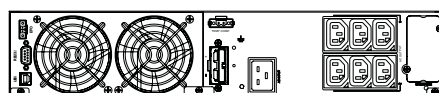
MODEL		ARES 1000 PRO RT	ARES 2000 PRO RT	ARES 3000 PRO RT	
POWER	VA	1000	2000	3000	
	W	1000	2000	3000	
INPUT	Rated voltage*	110 – 300 Vac			
	Frequency	44 – 66 Hz			
	Power factor	>0.99			
OUTPUT	Rated voltage	200/208/220/230/240 Vac			
	Voltage distortion	<3% with linear load, <7% with distorting load			
	Voltage stability	±1%			
	Frequency	50/60 Hz (selectable)			
	Frequency stability	±1 Hz or ±3 Hz (selectable)			
	Power factor	1.0			
	Crest factor	3:1			
	Waveform	Pure sine wave			
	Output sockets	3 x IEC C13	6 x IEC C13	6 x IEC C13 locked 1 x IEC C19	
	EFFICIENCY	VFI mode	Up to 93%		
ECO mode		Up to 98%			
GENERAL	Dimensions (WxDxH) mm	440x454x88 (2U)	440x640x88 (2U)	440x640x88 (2U)	
	Weight (kg)	15.8	24.4	27	
	Alarms	Alarms Audible and visual alarm alerts for: power failure, low battery, bypass transfer, and UPS fault.			
	Protection	Overload, overheating, short circuit, deep discharge, battery overcharging.			
	Operating mode	Multi-mode: VFI, ECO, Constant voltage constant frequency (CVCF) output.			
	Cold start from the battery without mains power	Included			
BATTERY	Battery type	12V VRLA, AGM (maintenance-free lead)			
	Number per string	3	6		
	Uptime with internal battery in minutes	50% load	10	11	9
		100% load	3	3	2
	Charging time (90%)	5 hours			
Battery expansion module dimensions (WxDxH) mm **	440x454x88(2U)	440x640x88 (2U)			
ENVIRONMENTAL PARAMETERS	Operating temperature***	0 – 40°C			
	Relative humidity	0% – 95% (without condensing)			
	Altitude (a.s.l.)	<1000 m with no power derating, >1000 m with 1% derating for every 100 m.			
	Audible noise at 1 m.	≤50 dBA			
CONNECTIVITY	Built-in communication ports	USB, RS232, EPO and additional slots for optional cards			
	User interface	LED, LCD and function keys (parameters: voltage, frequency, load percentage, battery voltage, output voltage, estimated uptime, UPS temperature).			
	Optional accessories	Cards: SNMP, RS485 ModBus, and dry contact relays			
	Compatible software platforms	Microsoft Windows, Linux, Mac OS, VMware			
REGULATIONS	Standards	IEC EN 62040-1, IEC EN 62040-2, IEC EN 62040-3			
	Marking	CE, UKCA			

\* Depending on the load \*\* Battery weight and configuration depends on the required uptime \*\*\* To be verified according to the battery parameters

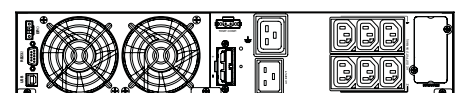
ARES 1000 PRO RT



ARES 2000 PRO RT



ARES 3000 PRO RT



**Online UPS for maximum protection and longer uptime of critical devices for small, medium and large businesses**



**Ares Pro**  
1000-3000 VA

**Mars**  
6000-10000 VA

**Ares Pro RT**  
1000-3000 VA



**Mars RT**  
6000-10000 VA



**Odin**  
**Odin Harsh**  
1000-3000 VA



Rev.2025/05 - Our commitment to continuous innovation means that catalogue data may be subject to change without notice

### **AblereX Electronics Italy srl**

Viale Milanofiori · Strada 6 · Palazzo N1  
20089 Rozzano (MI)  
info@ablereX.eu · Tel. +39 02 36696420  
www.ablereX.eu

### **AblereX Electronics Ltd**

19 The Circle Queen Elizabeth Street,  
London, Greater London SE1 2JE - UK  
info@ablereX.uk · Ph. +44 (0) 7920 058834  
www.ablereX.uk